

CITY OF FLORENCE, SC

Monthly Financial Report March 2014

City of Florence Finance Department

City of Florence, SC
Monthly Financial Report
Table of Contents
For the Month Ended March 31, 2014

General Fund.....	2
Water & Sewer Operations Fund.....	4
Stormwater Operations Fund.....	6
Hospitality Fund.....	8
Water & Sewer Construction Fund.....	10
Stormwater Construction Fund.....	12

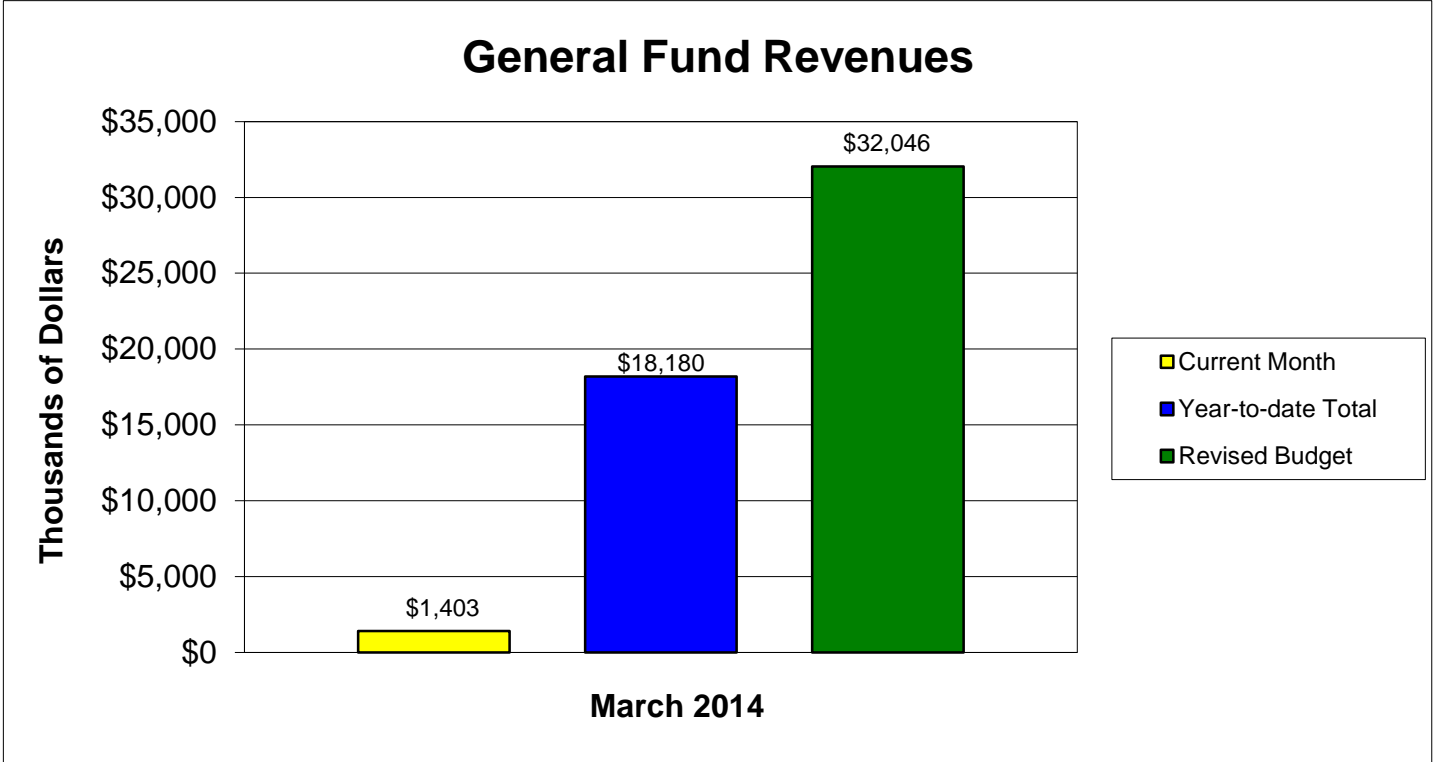
City of Florence, SC
General Fund Schedule of Revenues and Expenditures
For the Month Ended March 31, 2014

	Revised Budget	Year-to-date Total	Current Month	Percent of Budget
Revenues:				
Property Taxes	\$ 9,119,600	\$ 7,015,479	\$ 424,306	76.93%
Licenses and Fees	10,796,000	2,351,115	286,210	21.78
Governmental Reimbursements	3,038,100	1,795,310	87,225	59.09
Charges for Services	1,895,300	1,378,661	154,527	72.74
Fines and Forfeitures	663,000	523,598	55,466	78.97
Investment Earnings	24,000	13,916	810	57.98
Miscellaneous	314,000	264,678	43,447	84.29
Other Funding Sources	2,012,700	1,692,730	-	84.10
Transfers	4,183,000	3,144,827	350,906	75.18
Total Revenues	\$ 32,045,700	\$ 18,180,314	\$ 1,402,897	56.73%

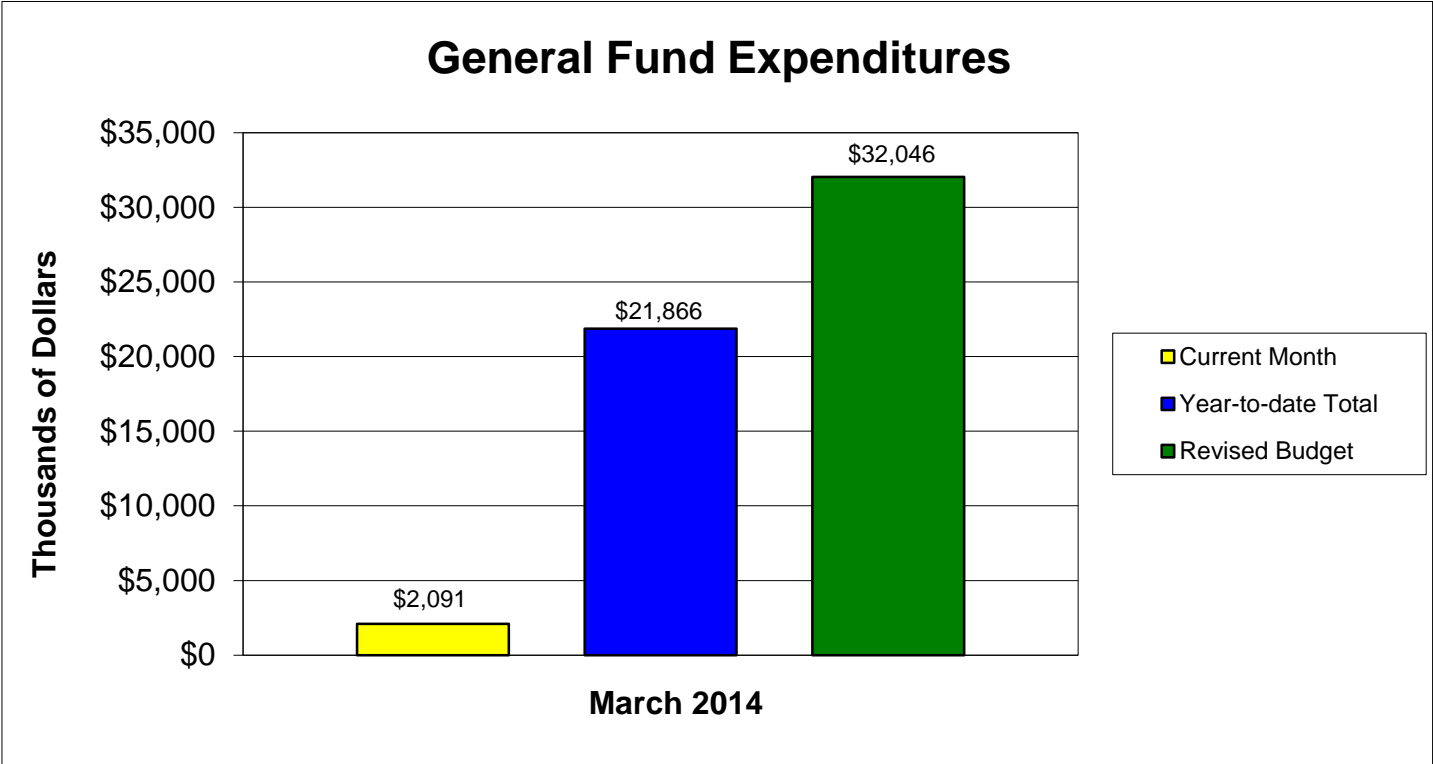
	Revised Budget	Year-to-date Total	Current Month	Percent of Budget
Expenditures:				
City Council	\$ 259,440	\$ 196,707	\$ 16,633	75.82%
City Court	539,300	343,201	36,990	63.64
City Manager	377,240	256,538	27,289	68.00
Finance & Accounting	831,590	562,905	55,394	67.69
HR/Risk Management	500,450	365,188	39,534	72.97
Community Services	341,810	253,020	14,038	74.02
Police	9,469,740	6,524,920	695,378	68.90
Fire	5,367,380	3,527,559	354,613	65.72
Beautification & Facilities	2,487,520	1,686,646	175,413	67.80
Sanitation	3,044,460	1,982,885	206,738	65.13
Equipment Maintenance	435,020	308,220	32,279	70.85
Recreation Programs	1,306,810	868,839	80,008	66.49
Athletic Programs	1,292,250	733,709	89,753	56.78
Planning Research & Development	401,120	295,314	29,060	73.62
Other Employee Benefits	520,570	260,125	24,994	49.97
General Insurance/Claims	427,000	423,674	23,260	99.22
Community Programs	241,000	138,750	-	57.57
Non Departmental	4,203,000	3,137,894	189,425	74.66
Total Expenditures	\$ 32,045,700	\$ 21,866,094	\$ 2,090,800	68.23%

Target year-to-date percentage 75.00%

General Fund Revenues



General Fund Expenditures



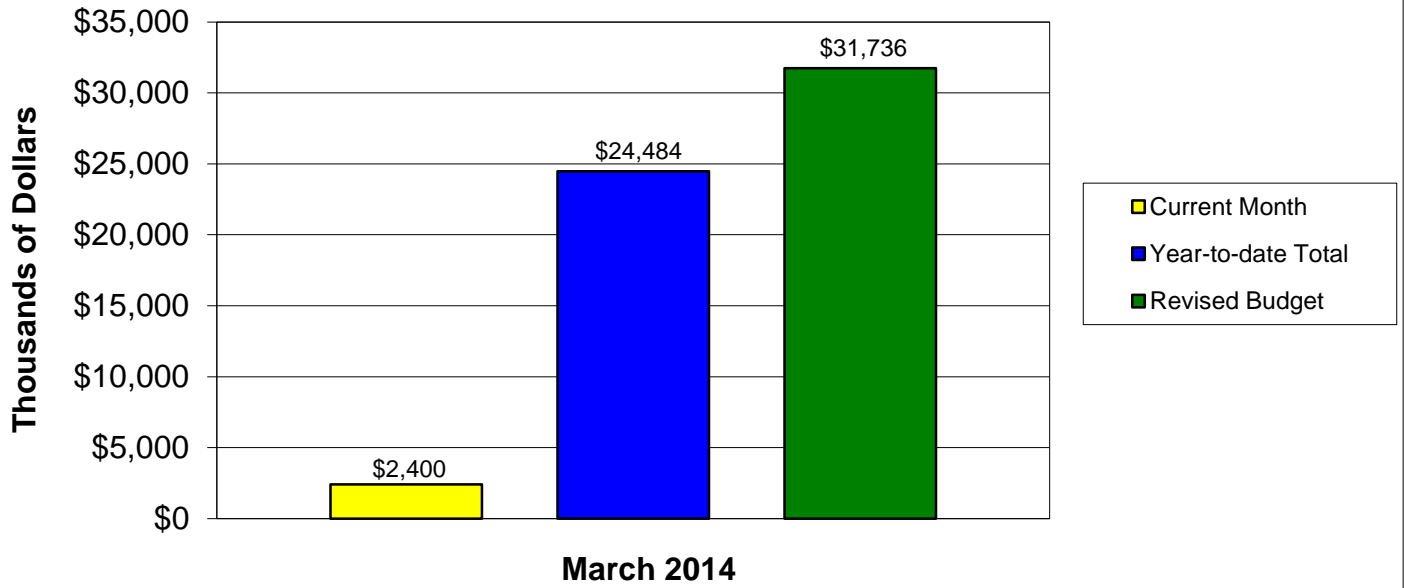
City of Florence, SC
Water & Sewer Utility Schedule of Revenues and Expenses
For the Month Ended March 31, 2014

	Revised Budget	Year-to-date Total	Current Month	Percent of Budget
Revenues:				
Water Charges	\$ 14,850,100	\$ 11,140,584	\$ 1,169,468	75.02%
Sewer Charges	15,747,900	11,516,783	1,195,848	73.13
Sewer Surcharges	60,000	42,930	3,397	71.55
Reconnection Fees	180,000	140,582	22,674	78.10
Water Tap Fees	435,000	284,330	72,283	65.36
Customer Service Fees	230,000	170,074	18,814	73.95
Sewer Tap Fees	130,000	144,435	49,335	111.10
Investment Earnings	16,000	11,344	1,423	70.90
Miscellaneous	1,445,000	1,663,988	109,471	115.15
Other Funding Sources	1,550,000	1,550,000	-	100.00
Interdepartmental Transfer	(2,908,000)	(2,181,000)	(242,333)	75.00
Total Revenues	\$ 31,736,000	\$ 24,484,049	\$ 2,400,380	77.15%

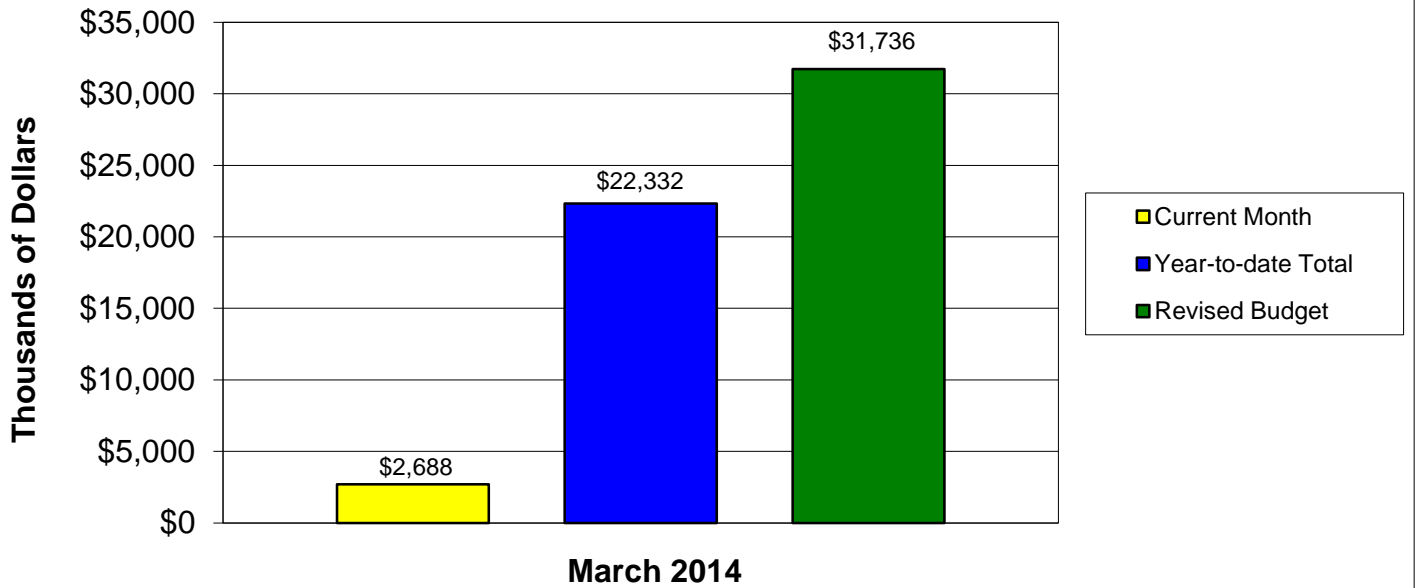
	Revised Budget	Year-to-date Total	Current Month	Percent of Budget
Expenses:				
Utility Finance	\$ 1,865,990	\$ 1,246,243	\$ 122,695	66.79%
Engineering	1,145,440	760,244	71,967	66.37
Waste Water Treatment	4,088,920	2,638,152	408,121	64.52
Surface Water Production	1,992,960	1,191,738	79,900	59.80
Ground Water Production	1,757,250	1,200,024	135,726	68.29
Distribution Operations	1,671,560	1,160,324	184,902	69.42
Collection Operations	1,000,730	660,716	96,541	66.02
Debt Service	10,471,500	7,974,182	1,084,300	76.15
Other Employee Benefits	187,050	76,066	3,635	40.67
General Insurance/Claims	223,000	214,679	13,804	96.27
Non Departmental	7,331,600	5,209,500	486,177	71.06
Total Expenses	\$ 31,736,000	\$ 22,331,867	\$ 2,687,768	70.37%

Target year-to-date percentage 75.00%

Water & Sewer Utility Revenues



Water & Sewer Utility Expenses



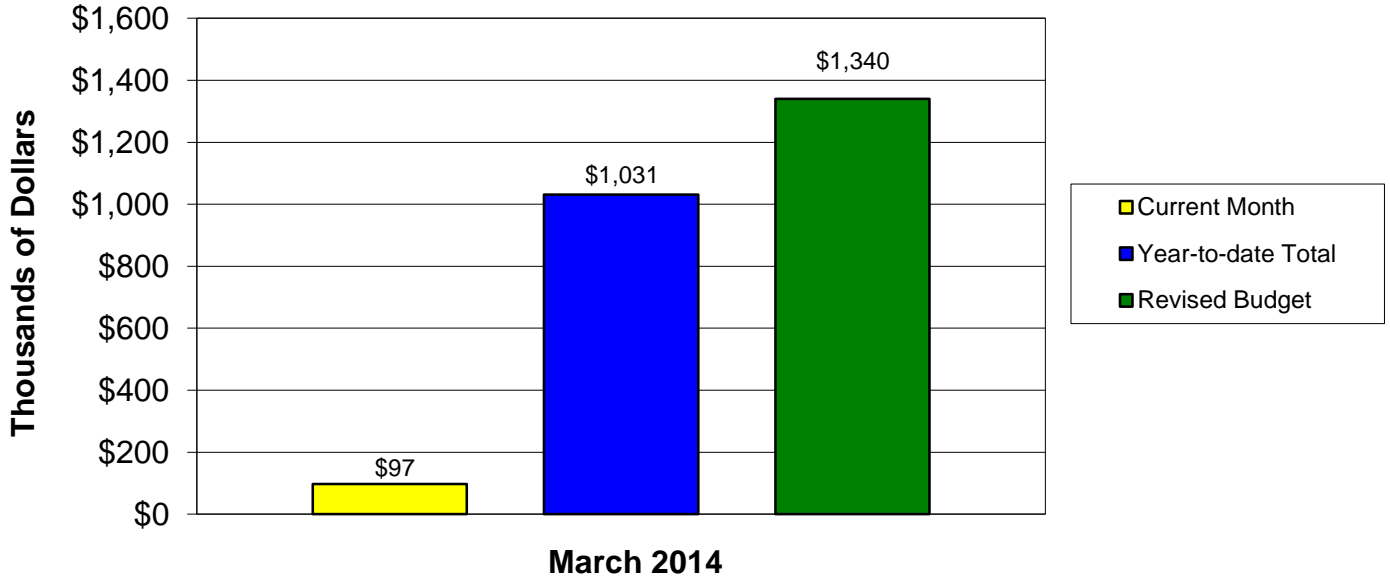
City of Florence, SC
Stormwater Utility Schedule of Revenues and Expenses
For the Month Ended March 31, 2014

	Revised Budget	Year-to-date Total	Current Month	Percent of Budget
Revenues:				
Charges for Services	\$ 1,275,000	\$ 941,742	\$ 95,726	73.86%
Investment Earnings	1,000	1,003	119	100.30
Miscellaneous	14,000	38,106	1,180	272.19
Transfers	50,000	50,000	-	100.00
Total Revenues	\$ 1,340,000	\$ 1,030,851	\$ 97,025	76.93%

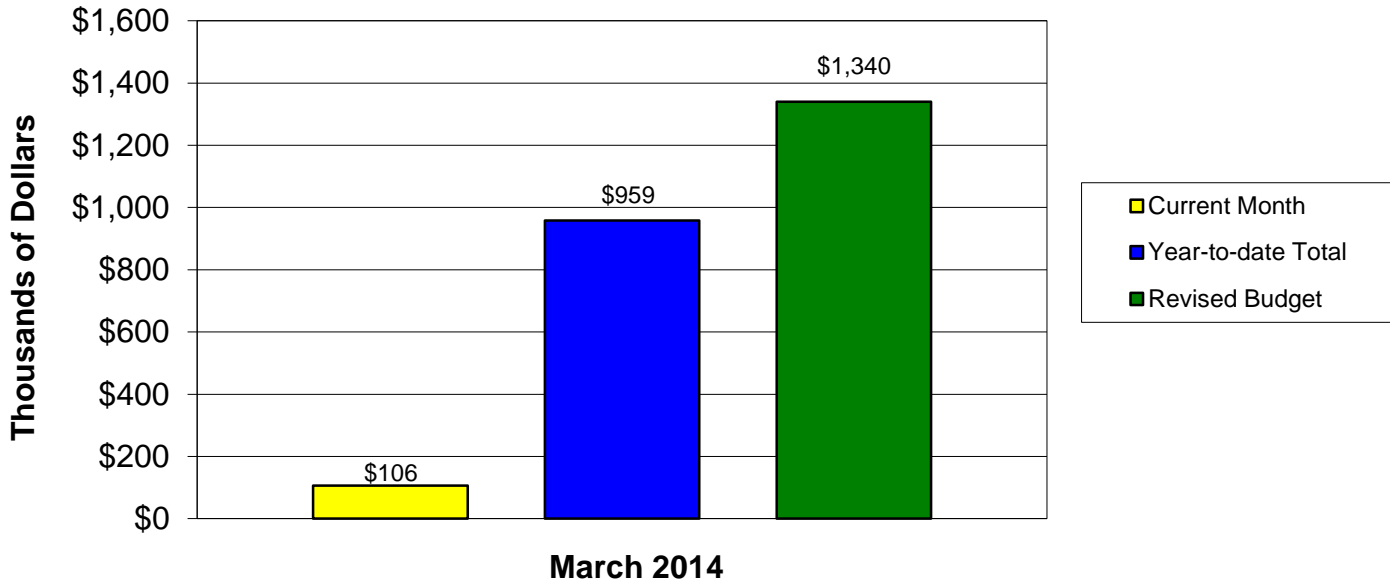
	Revised Budget	Year-to-date Total	Current Month	Percent of Budget
Expenses:				
Stormwater Operations	\$ 685,190	\$ 460,554	\$ 48,506	67.22%
Debt Service	333,300	250,345	27,472	75.11
Other Employee Benefits	16,810	6,977	480	41.51
General Insurance/Claims	6,700	10,436	3,895	155.75
Non Departmental	298,000	230,250	25,583	77.27
Total Expenses	\$ 1,340,000	\$ 958,562	\$ 105,936	71.53%

Target year-to-date percentage 75.00%

Stormwater Utility Revenues



Stormwater Utility Expenses



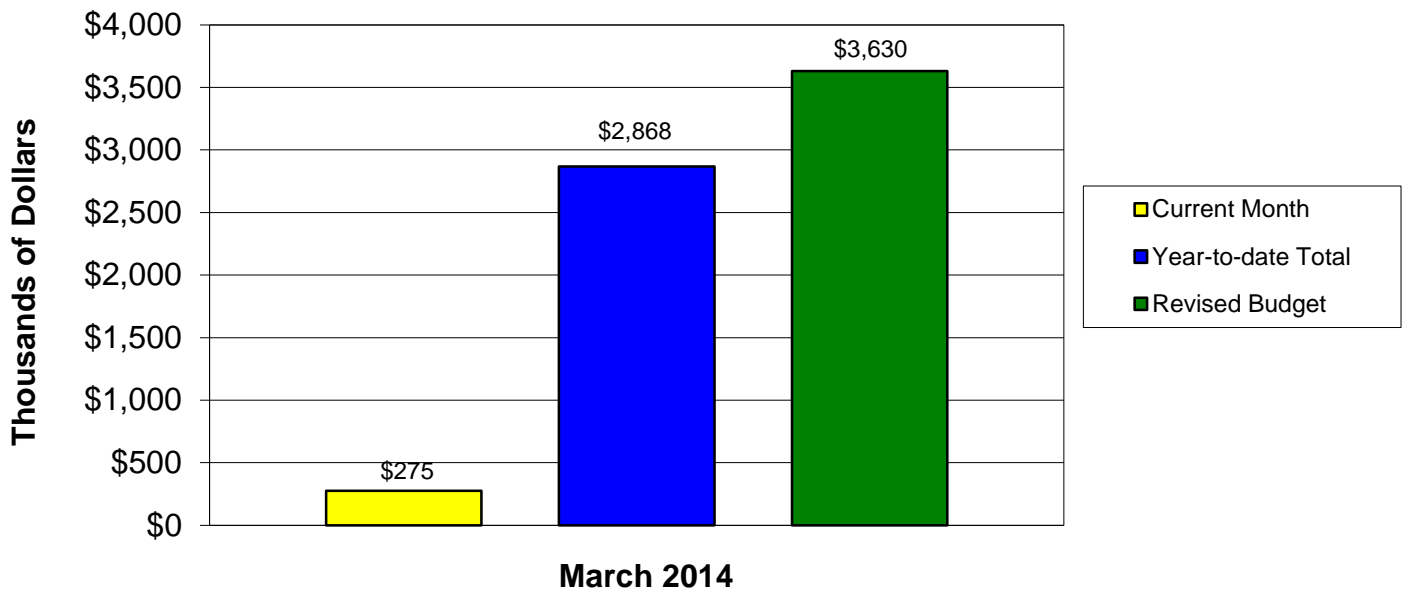
City of Florence, SC
Hospitality Fund Schedule of Revenues and Expenditures
For the Month Ended March 31, 2014

	Revised Budget	Year-to-date Total	Current Month	Percent of Budget
Revenues:				
Hospitality Fees	\$ 3,210,000	\$ 2,452,355	\$ 275,302	76.40%
Grant Revenue	240,000	240,000	-	100.00
Investment Earnings	5,000	302	190	6.04
Other Funding Sources	175,000	175,000	-	100.00
Total Revenues	\$ 3,630,000	\$ 2,867,657	\$ 275,491	79.00%

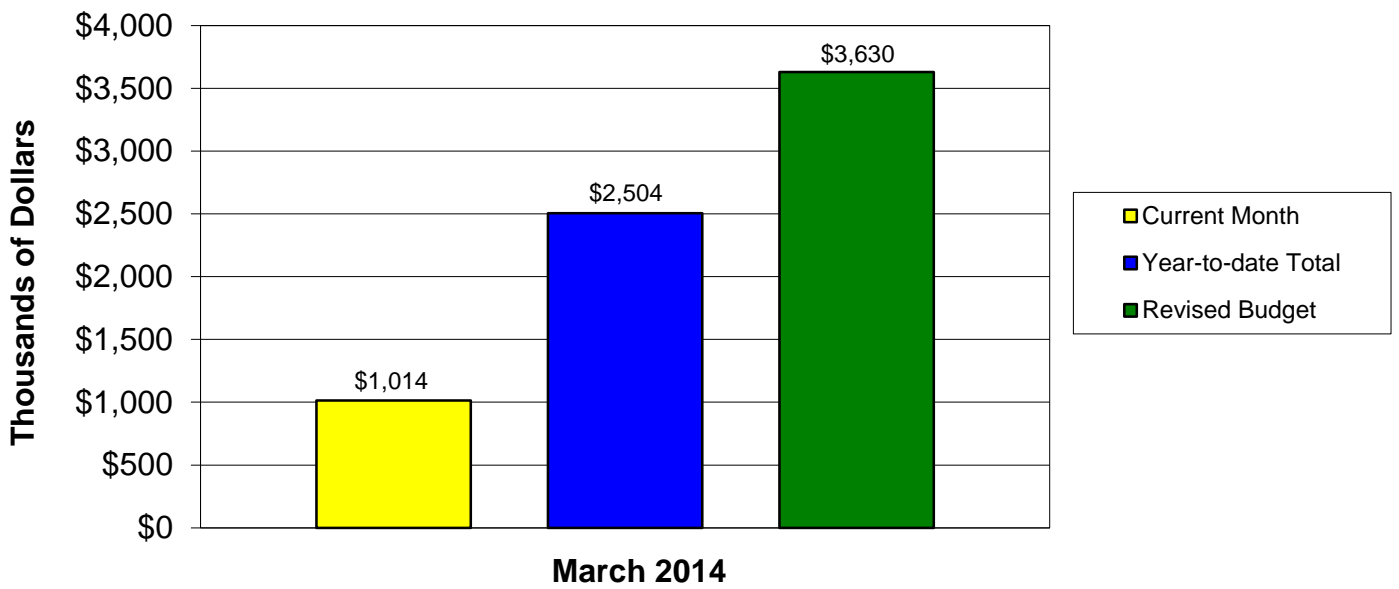
	Revised Budget	Year-to-date Total	Current Month	Percent of Budget
Expenditures:				
Contingency Fund	\$ 37,400	\$ -	\$ -	0.00%
Freedom Florence	860,000	645,000	71,667	75.00
Florence Economic Develop.	55,500	52,500	-	94.59
Florence Museum	40,000	40,000	-	100.00
Florence Downtown Develop. Corporation	73,500	55,125	-	75.00
Florence Downtown Develop. Incentives	80,000	80,000	-	100.00
Downtown Promotions	35,000	6,806	-	19.45
Downtown Improvements	70,000	54,829	-	78.33
Radio Drive/Veteran's Park Debt Service	56,500	28,141	-	49.81
Tennis/Performing Arts Debt Service	990,000	990,350	887,425	100.04
Florence Historic District Lighting	30,000	22,500	2,500	75.00
Kress Building Façade	30,000	-	-	0.00
Florence Civic Center	1,172,100	416,250	46,250	35.51
Downtown Incubator	100,000	112,753	6,606	112.75
Total Expenditures	\$ 3,630,000	\$ 2,504,253	\$ 1,014,447	68.99%

Target year-to-date percentage 75.00%

Hospitality Fund Revenues



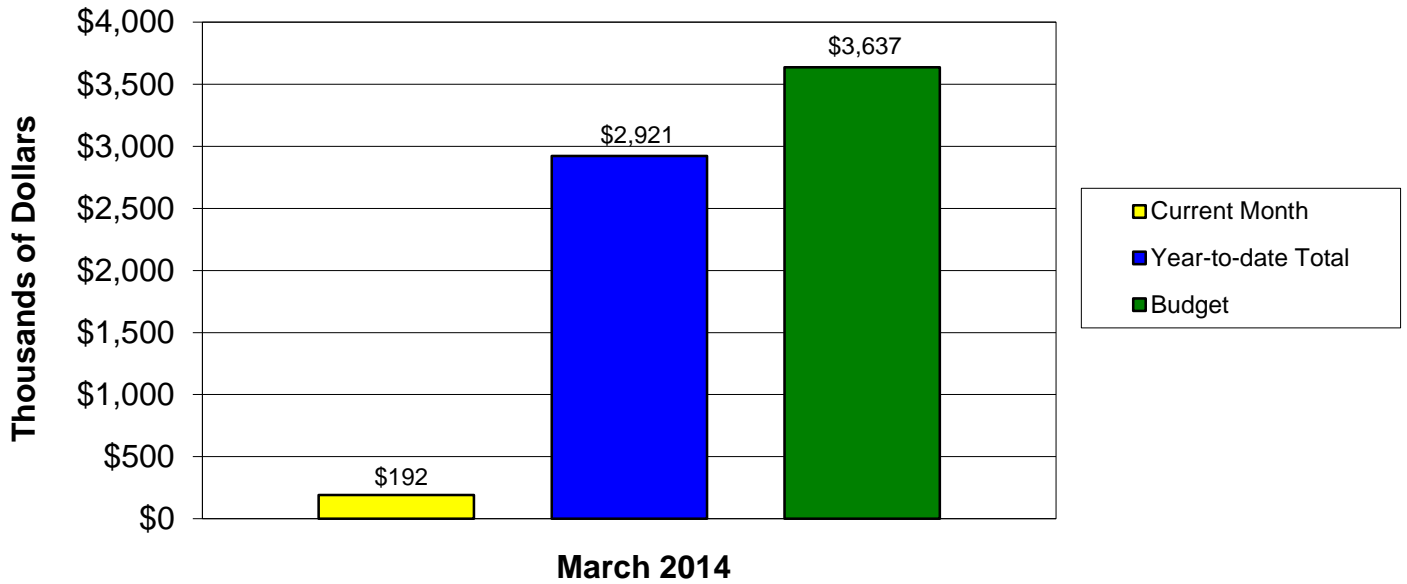
Hospitality Fund Expenditures



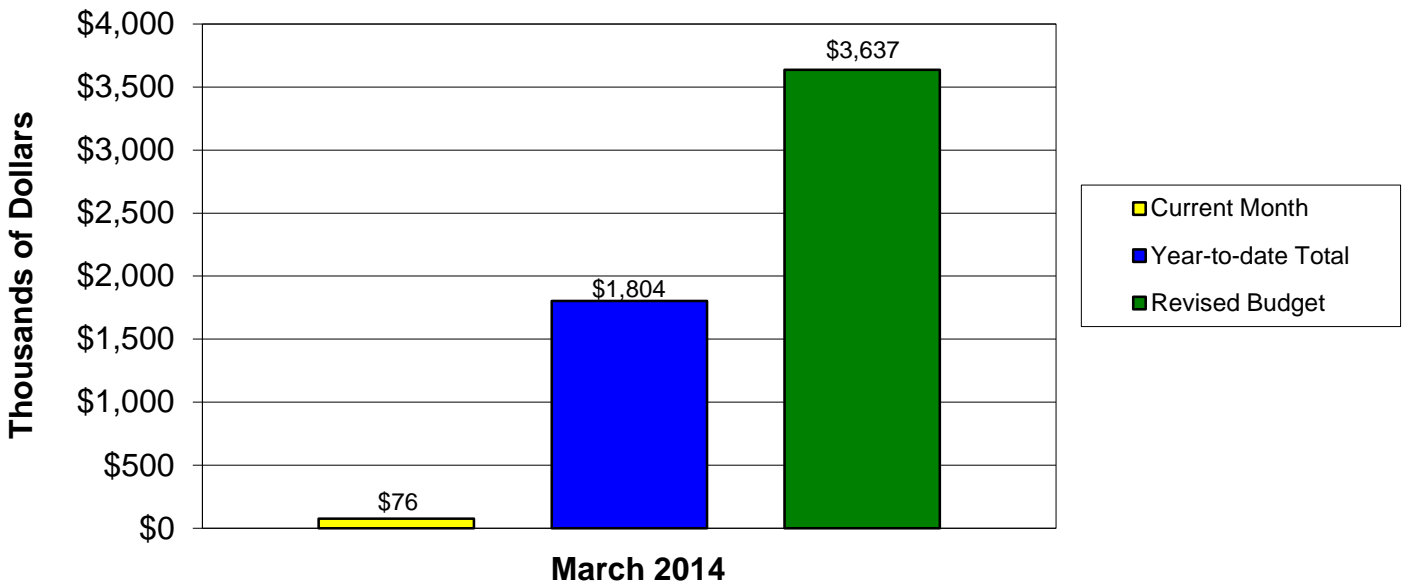
City of Florence, SC
Water & Sewer Construction Schedule of Revenues and Expenses
For the Month Ended March 31, 2014

	Budget	Year-to-date Total	Current Month	Percent of Budget
Revenues:				
From Unappropriated Reserves	\$ 1,192,000	\$ 1,192,000	\$ -	100.00%
Transfer From Water and Sewer Fund	2,300,000	1,725,000	191,667	75.00
Civic Center W/S Improvement	20,000	-	-	0.00
Florence County Infrastructure Reimb.	100,000	-	-	0.00
Investment Earnings	25,000	4,283	450	17.13%
Total Revenues	\$ 3,637,000	\$ 2,921,283	\$ 192,117	80.32%
Expenses:				
	Revised Budget	Year-to-date Total	Current Month	Percent of Budget
Savannah Grove Area Sewer	\$ 135,000	\$ 62,319	\$ 53,261	46.16%
TV Rd Widening - Utility Relocation	145,000	21,171	10,207	14.60
Country Creek Sewer Extension	10,000	-	-	0.00
N. Ebenezer Water Line Reloc.	110,000	-	-	0.00
Woody Jones Blvd Sewer Reloc.	53,000	7,500	-	14.15
Surface Wtr Plant Intank Pump Repairs	100,000	-	-	0.00
Oakdale Area Water Pressure Improvement	201,600	-	-	0.00
Civic Center W/S Connection - Campers	35,000	-	-	0.00
Hwy 76 Widening Utilities Relocation	15,000	26,300	6,161	175.34
Revise Land Subdivion Codes (UDO)	12,000	6,843	-	57.03
Elevated Water Tank Inspection/Maint	-	192,440	-	0.00
WWTP Contingency	500,000	-	-	0.00
Jeffries Creek Beaver Management	7,000	-	-	0.00
Dwnt Utility Relocation	300,000	731,396	-	243.80
Water Line Ext. Requests - Florence County	-	-	-	0.00
Sumter St Water Line	55,000	6,256	-	0.00
Timmons ville Utility Improvements	400,000	141,745	5,148	35.44
SCDOT Road Widening - Pamplico Hwy	50,000	3,291	-	6.58
Gulley Branch Water Plant Rehab	600,000	30,261	-	5.04
McLeod Hospital Reimbursement	418,500	418,415	-	99.98
E. Palmetto Street Water Tie-in	31,600	5,009	-	0.00
High hill/Whitehall Sewer Upgrade	50,200	50,140	773	0.00
KJ's Sewer Extension	35,000	26,524	-	75.78
HWY 327 Sewer Extension	128,400	3,560	-	2.77
Boys' School Plaza Water Line	24,800	24,800	-	100.00
Florence Country Club Sewer Repair	-	31,000	-	-
Utility Line Engineering/Legal	150,000	15,044	-	10.03
Reserve For Other Projects	69,900	-	-	0.00
Total Expenses	\$ 3,637,000	\$ 1,804,015	\$ 75,550	49.60%

Water & Sewer Utility Construction Revenues



Water & Sewer Utility Construction Expenses

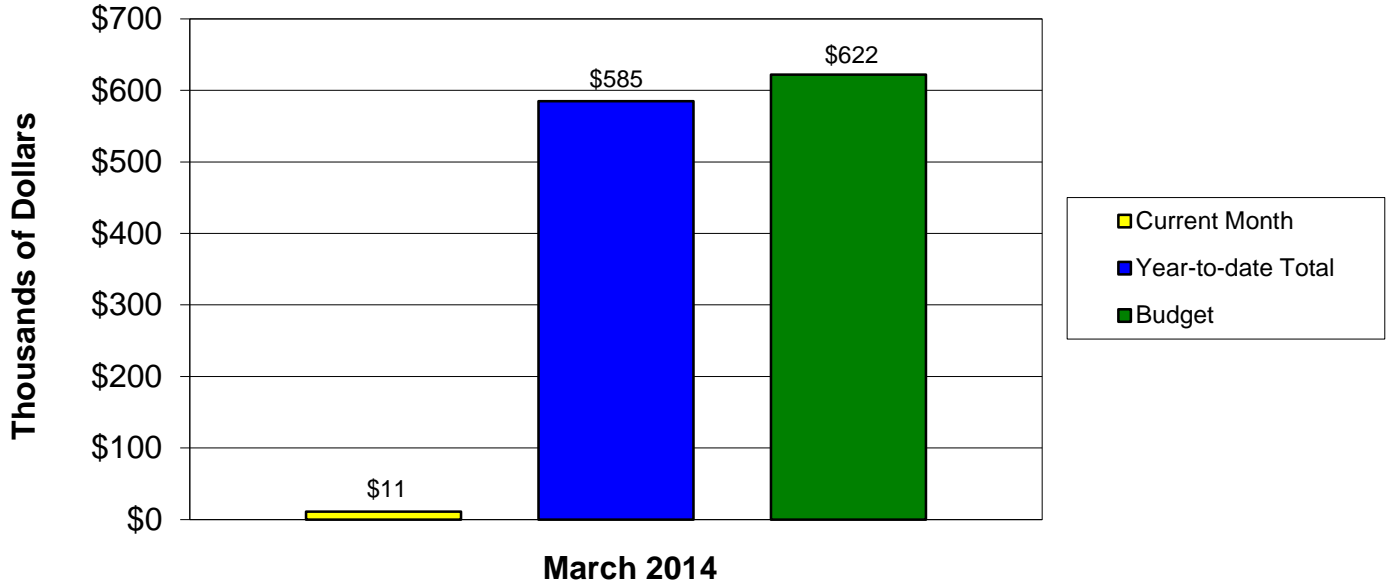


City of Florence, SC
Stormwater Construction Schedule of Revenues and Expenses
For the Month Ended March 31, 2014

	Budget	Year-to-date Total	Current Month	Percent of Budget
Revenues:				
From Unappropriated Reserves	\$ 485,000	\$ 485,000	\$ -	100.00%
Transfer from Stormwater Fund	132,000	99,000	11,000	75.00
Investment Earnings	5,000	728	89	14.56
Total Revenues	\$ 622,000	\$ 584,728	\$ 11,089	94.01%

	Budget	Year-to-date Total	Current Month	Percent of Budget
Expenses:				
Division Pipe Projects	\$ 10,000	\$ -	\$ -	0.00%
End-of-Pipe Water Quality Enhancement	5,000	-	-	0.00
Double-Barrell Pipe Repair	10,000	-	-	0.00
Timrod Park Pipe Outfall Improvement	65,000	1,049	-	1.61
Williams Blvd Outfall Improvement	115,000	5,500	-	4.78
NPDES Phase II Compliance	50,000	-	-	0.00
Stormwater Engineering	342,000	-	-	0.00
Reserved For Other Projects	25,000	-	-	0.00
Total Expenses	\$ 622,000	\$ 6,549	\$ -	1.05%

Stormwater Utility Construction Revenues



Stormwater Utility Construction Expenses

