

# **CITY OF FLORENCE, SC**

## **Monthly Financial Report October 2014**

City of Florence Finance Department

**City of Florence, SC  
Monthly Financial Report  
Table of Contents  
For the Month Ended October 31, 2014**

General Fund.....	2
Water & Sewer Operations Fund.....	4
Stormwater Operations Fund.....	6
Hospitality Fund.....	8
Water & Sewer Construction Fund.....	10
Stormwater Construction Fund.....	12

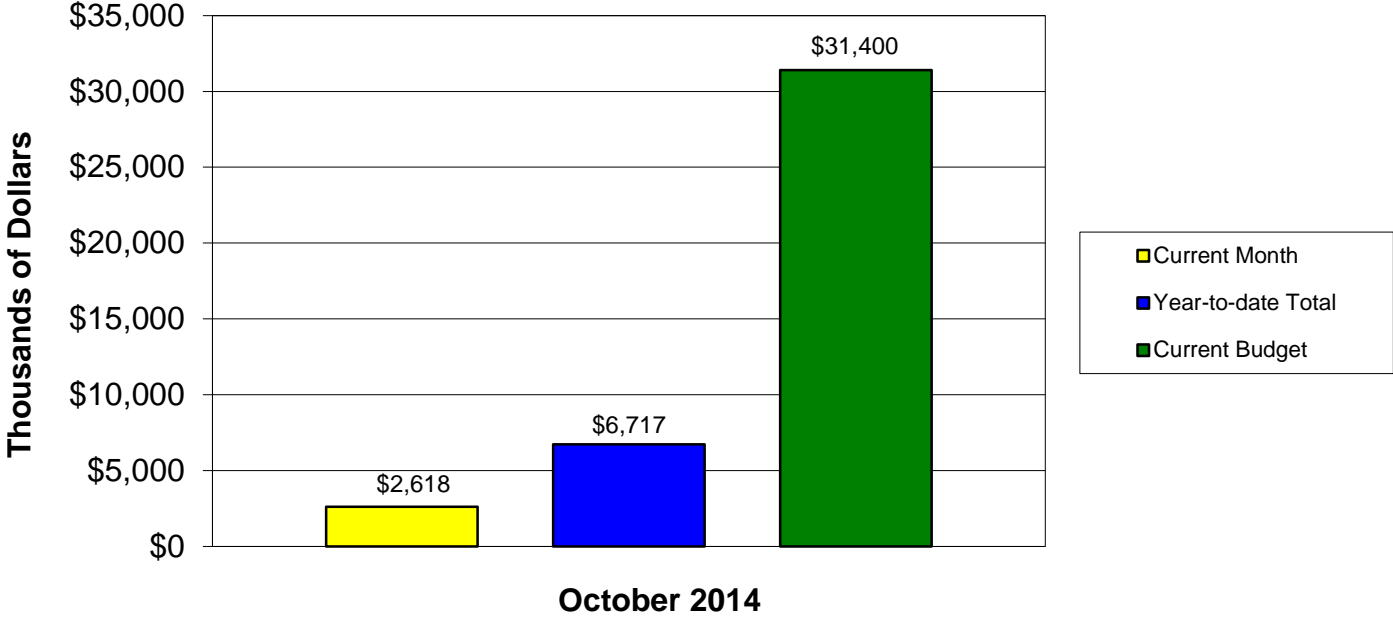
**City of Florence, SC**  
**General Fund Schedule of Revenues and Expenditures**  
**For the Month Ended October 31, 2014**

	<b>Current Budget</b>	<b>Year-to-date Total</b>	<b>Current Month</b>	<b>Percent of Budget</b>
<b>Revenues:</b>				
Property Taxes	\$ 9,434,000	\$ 1,838,373	\$ 502,667	19.49%
Licenses and Fees	11,300,000	1,298,173	932,776	11.49
Governmental Reimbursements	2,928,500	1,076,843	516,182	36.77
Charges for Services	2,014,000	686,849	171,915	34.10
Fines and Forfeitures	718,500	202,292	62,838	28.15
Investment Earnings	24,500	7,592	1,893	30.99
Miscellaneous	302,000	136,355	64,330	45.15
Other Funding Sources	150,000	-	-	0.00
Transfers	4,528,500	1,470,738	365,467	32.48
<b>Total Revenues</b>	<b>\$ 31,400,000</b>	<b>\$ 6,717,216</b>	<b>\$ 2,618,069</b>	<b>21.39%</b>

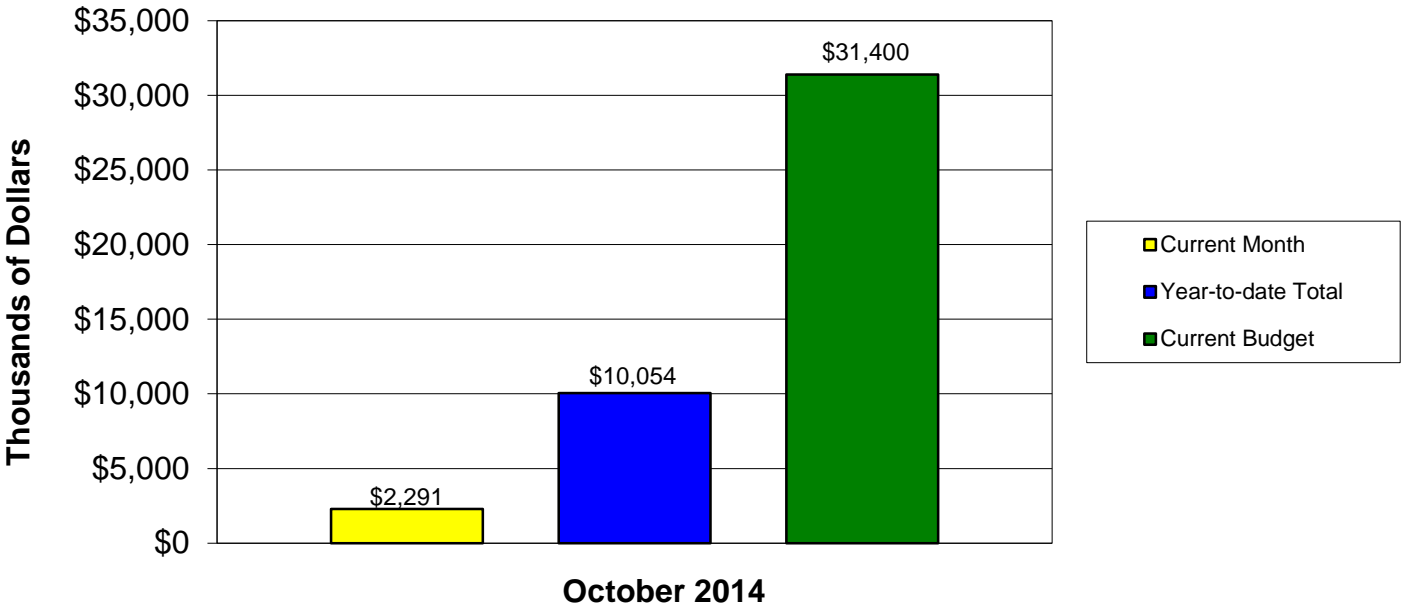
	<b>Current Budget</b>	<b>Year-to-date Total</b>	<b>Current Month</b>	<b>Percent of Budget</b>
<b>Expenditures:</b>				
City Council	\$ 263,990	\$ 90,484	\$ 24,119	34.28%
City Court	604,430	176,951	49,981	29.28
City Manager	391,310	123,027	28,161	31.44
Finance & Accounting	829,460	243,067	52,406	29.30
HR/Risk Management	522,240	184,740	46,125	35.37
Community Services	279,180	66,192	15,046	23.71
Police	9,976,270	3,174,442	684,784	31.82
Fire	5,601,750	1,694,726	369,349	30.25
Beautification & Facilities	2,548,080	800,314	192,602	31.41
Sanitation	3,055,750	821,263	131,219	26.88
Equipment Maintenance	446,920	143,418	34,167	32.09
Recreation Programs	1,213,160	433,943	90,124	35.77
Athletic Programs	1,156,310	447,354	119,467	38.69
Planning Research & Development	363,150	136,167	34,278	37.50
Other Employee Benefits	523,500	109,386	30,339	20.90
General Insurance/Claims	469,000	225,380	11,993	48.06
Community Programs	245,000	103,045	49,942	42.06
Non Departmental	2,910,500	1,079,659	326,438	37.10
<b>Total Expenditures</b>	<b>\$ 31,400,000</b>	<b>\$ 10,053,557</b>	<b>\$ 2,290,539</b>	<b>32.02%</b>

Target year-to-date percentage 33.33%

### General Fund Revenues



### General Fund Expenditures



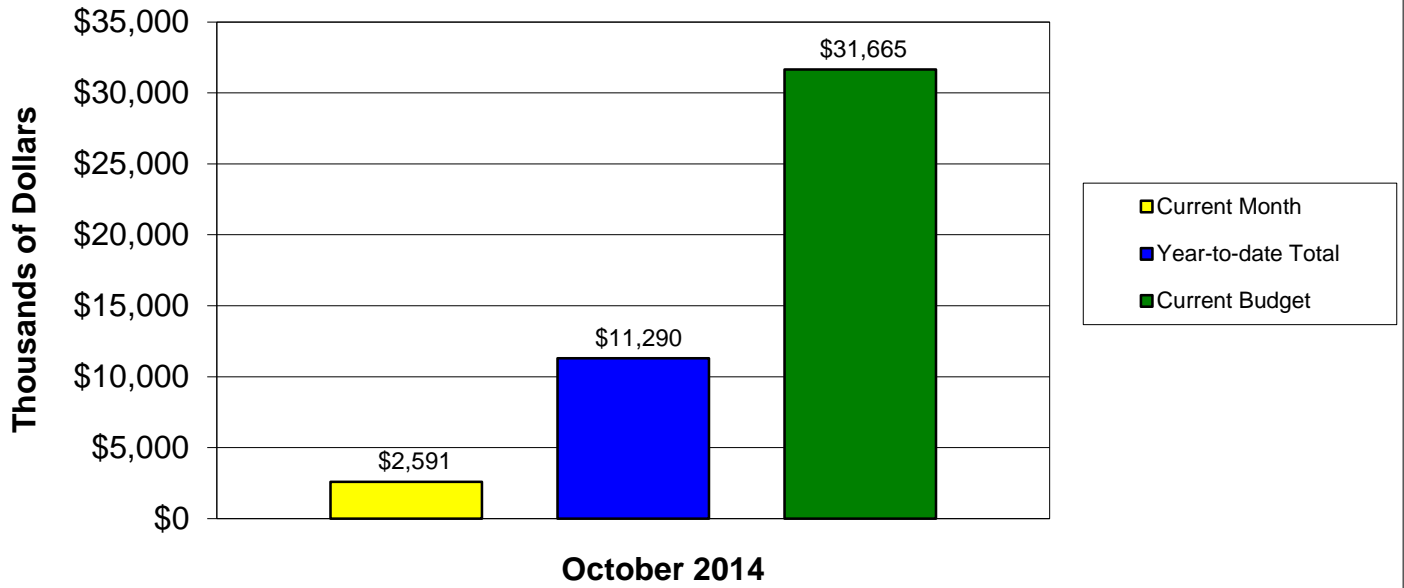
**City of Florence, SC**  
**Water & Sewer Utility Schedule of Revenues and Expenses**  
**For the Month Ended October 31, 2014**

	<b>Current Budget</b>	<b>Year-to-date Total</b>	<b>Current Month</b>	<b>Percent of Budget</b>
<b>Revenues:</b>				
Water Charges	\$ 15,610,000	\$ 5,453,401	\$ 1,337,595	34.94%
Sewer Charges	16,310,000	5,581,564	1,364,953	34.22
Sewer Surcharges	50,000	7,873	2,144	15.75
Reconnection Fees	185,000	63,122	20,605	34.12
Water Tap Fees	310,000	197,689	37,681	63.77
Customer Service Fees	230,000	87,025	20,704	37.84
Sewer Tap Fees	240,000	65,503	9,007	27.29
Investment Earnings	23,000	5,762	1,813	25.05
Miscellaneous	1,769,000	848,566	51,843	47.97
Interdepartmental Transfer	(3,062,000)	(1,020,400)	(255,200)	33.32
<b>Total Revenues</b>	<b>\$ 31,665,000</b>	<b>\$ 11,290,105</b>	<b>\$ 2,591,144</b>	<b>35.65%</b>

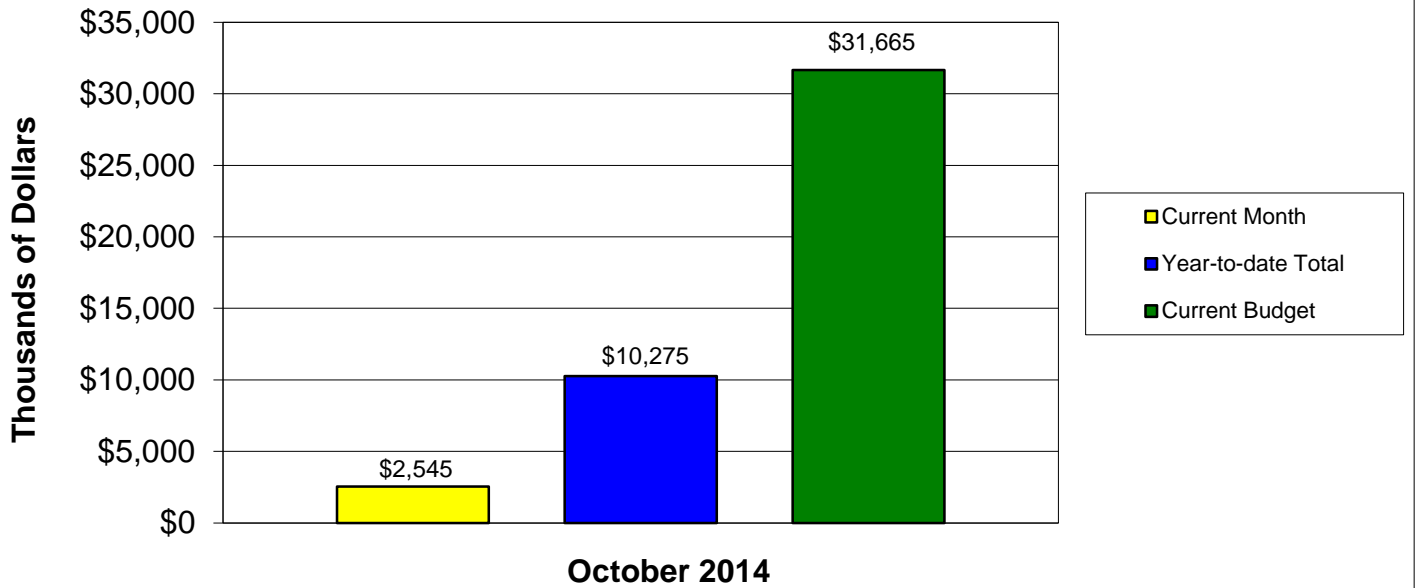
	<b>Current Budget</b>	<b>Year-to-date Total</b>	<b>Current Month</b>	<b>Percent of Budget</b>
<b>Expenses:</b>				
Utilities & Licensing	\$ 1,850,210	\$ 602,406	\$ 170,845	32.56%
Engineering	1,163,810	380,835	79,983	32.72
Waste Water Treatment	4,167,710	1,247,585	295,446	29.93
Surface Water Production	1,746,400	487,100	148,258	27.89
Ground Water Production	1,858,070	500,200	117,099	26.92
Distribution Operations	1,721,530	502,215	108,063	29.17
Collection Operations	1,209,690	471,483	97,381	38.98
Debt Service	11,122,000	3,569,460	926,718	32.09
Other Employee Benefits	175,580	25,433	7,680	14.48
General Insurance/Claims	253,000	134,822	22,159	53.29
Non Departmental	6,397,000	2,353,212	571,809	36.79
<b>Total Expenses</b>	<b>\$ 31,665,000</b>	<b>\$ 10,274,749</b>	<b>\$ 2,545,442</b>	<b>32.45%</b>

Target year-to-date percentage 33.33%

## Water & Sewer Utility Revenues



## Water & Sewer Utility Expenses



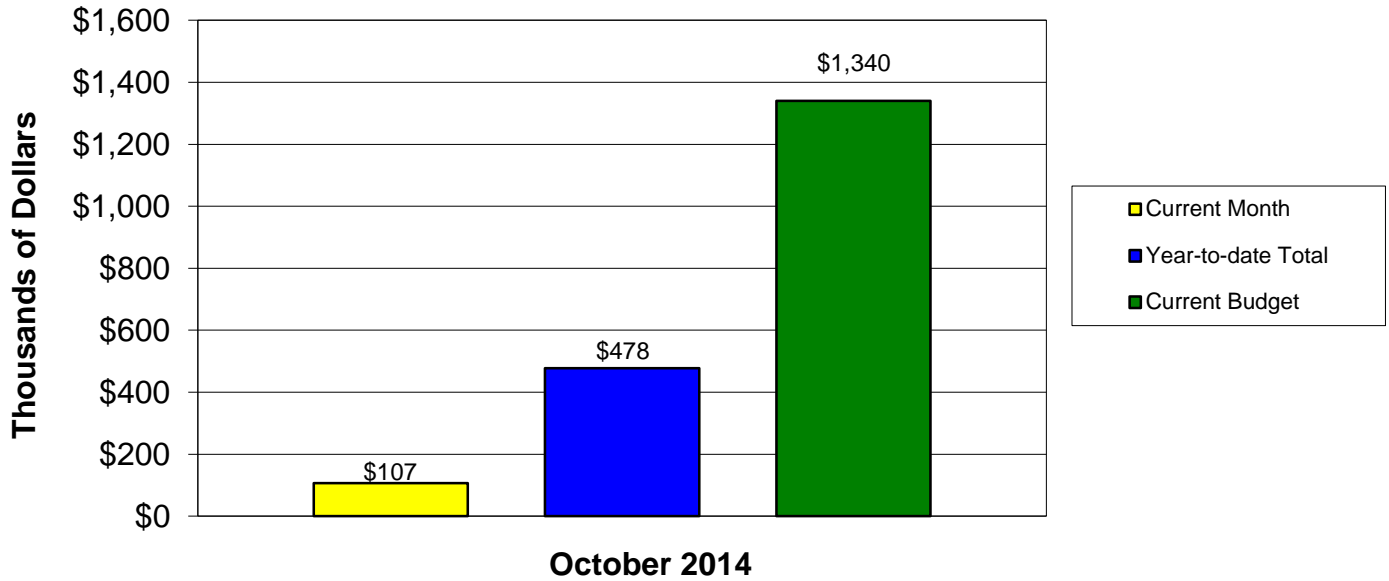
**City of Florence, SC**  
**Stormwater Utility Schedule of Revenues and Expenses**  
**For the Month Ended October 31, 2014**

	<b>Current Budget</b>	<b>Year-to-date Total</b>	<b>Current Month</b>	<b>Percent of Budget</b>
<b>Revenues:</b>				
Charges for Services	\$ 1,285,000	\$ 426,862	\$ 106,832	33.22%
Investment Earnings	1,500	511	131	34.09
Miscellaneous	3,500	245	-	7.00
Transfers	50,000	50,000	-	100.00
<b>Total Revenues</b>	<b>\$ 1,340,000</b>	<b>\$ 477,618</b>	<b>\$ 106,963</b>	<b>35.64%</b>

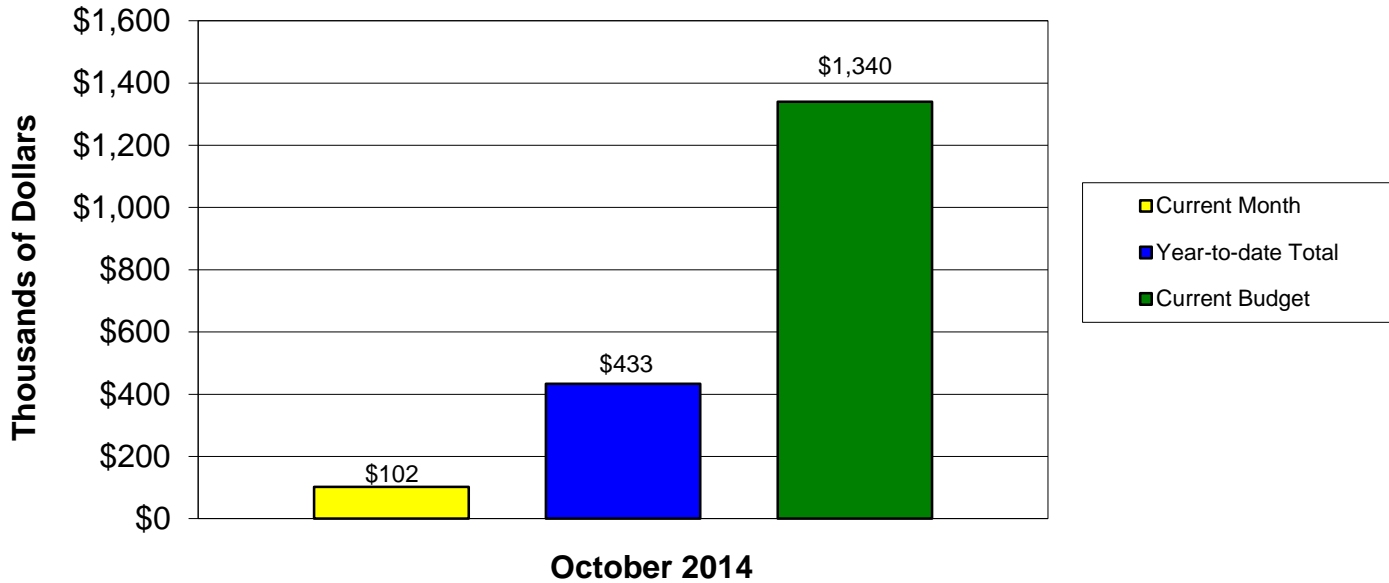
	<b>Current Budget</b>	<b>Year-to-date Total</b>	<b>Current Month</b>	<b>Percent of Budget</b>
<b>Expenses:</b>				
Stormwater Operations	\$ 690,390	\$ 220,726	\$ 48,886	31.97%
Debt Service	336,300	114,279	27,720	33.98
Other Employee Benefits	17,410	1,846	474	10.61
General Insurance/Claims	8,500	5,324	1,924	62.63
Non Departmental	287,400	91,000	23,000	31.66
<b>Total Expenses</b>	<b>\$ 1,340,000</b>	<b>\$ 433,175</b>	<b>\$ 102,004</b>	<b>32.33%</b>

Target year-to-date percentage 33.33%

## Stormwater Utility Revenues



## Stormwater Utility Expenses





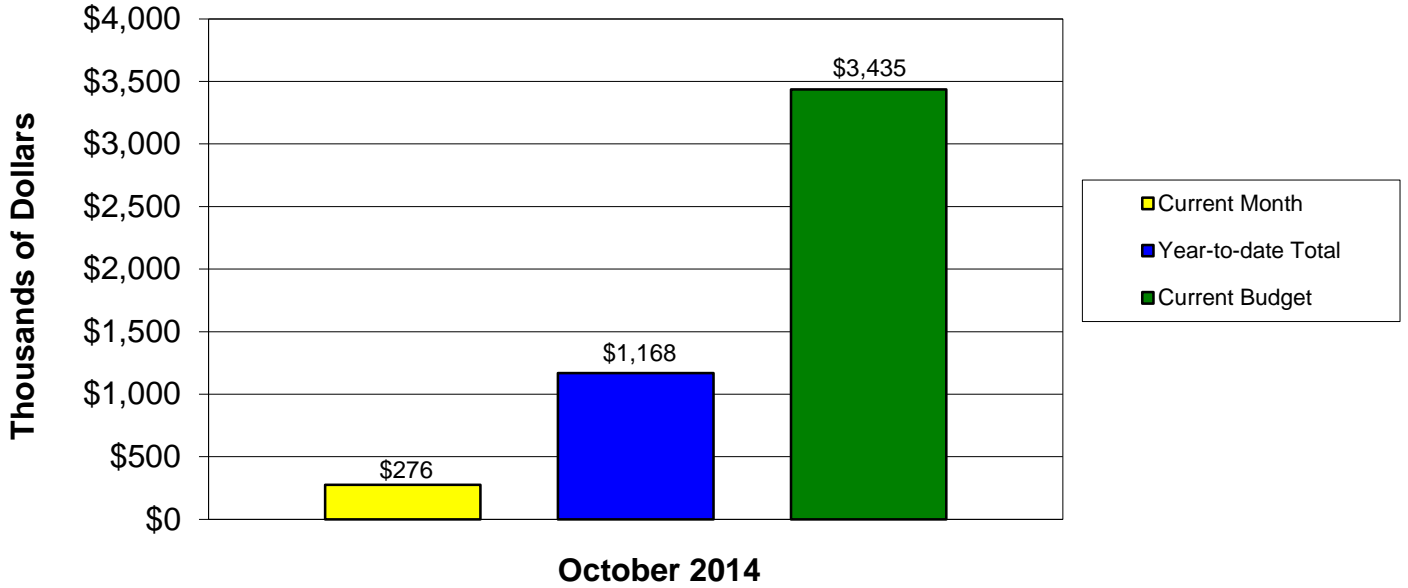
**City of Florence, SC**  
**Hospitality Fund Schedule of Revenues and Expenditures**  
**For the Month Ended October 31, 2014**

	<b>Current Budget</b>	<b>Year-to-date Total</b>	<b>Current Month</b>	<b>Percent of Budget</b>
<b>Revenues:</b>				
Hospitality Fees	\$ 3,430,000	\$ 1,167,455	\$ 275,615	34.04%
Investment Earnings	5,000	476	162	9.52
<b>Total Revenues</b>	<b>\$ 3,435,000</b>	<b>\$ 1,167,931</b>	<b>\$ 275,778</b>	<b>34.00%</b>

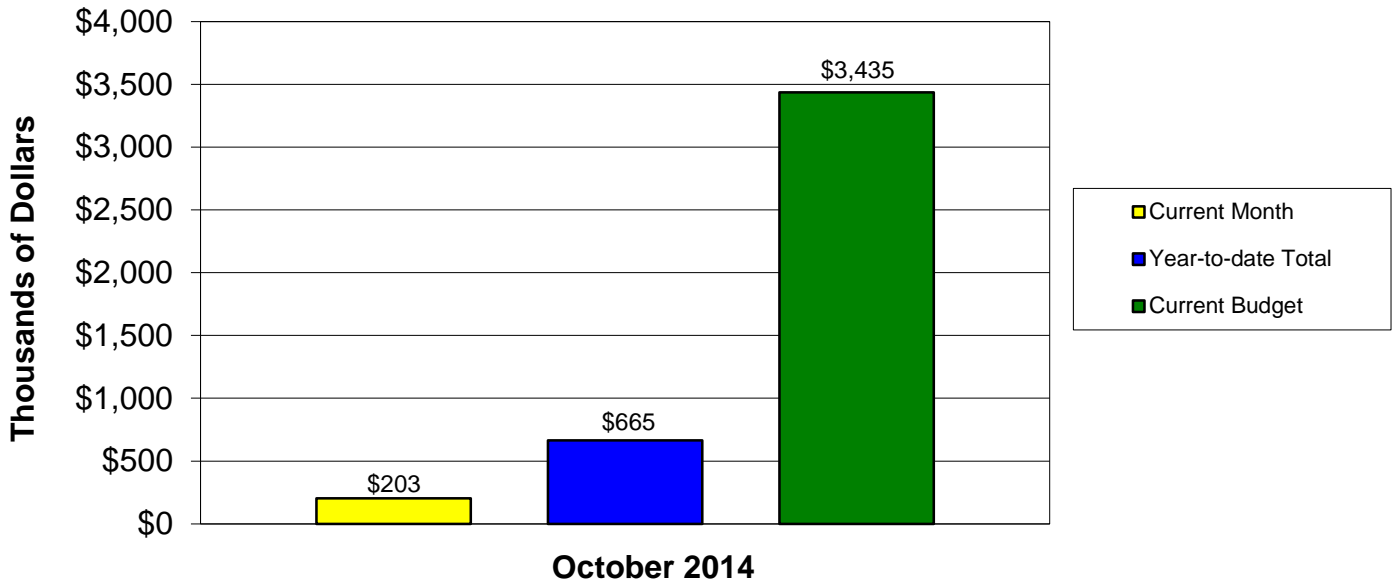
	<b>Current Budget</b>	<b>Year-to-date Total</b>	<b>Current Month</b>	<b>Percent of Budget</b>
<b>Expenditures:</b>				
Contingency Fund	\$ 61,200	\$ -	\$ -	0.00%
Freedom Florence	891,500	297,100	74,300	33.33
Florence Museum	40,000	-	-	0.00
Florence Downtown Develop. Corporation	77,200	38,600	-	50.00
Florence Downtown Develop. Incentives	80,000	80,000	80,000	100.00
Downtown Promotions	30,000	-	-	0.00
Downtown Improvements	-	3,637	-	0.00
Radio Florence	15,000	14,368	431	95.79
Way Finding Signage	25,000	-	-	0.00
Radio Drive/Veteran's Park Debt Service	237,000	-	-	0.00
Tennis/Performing Arts Debt Service	533,000	36,254	-	6.80
Rec Facility/Gymnasium Debt Service	243,000	-	-	0.00
Florence Historic District Lighting	30,000	10,000	2,500	33.33
Florence Civic Center	1,172,100	185,000	46,250	15.78
<b>Total Expenditures</b>	<b>\$ 3,435,000</b>	<b>\$ 664,959</b>	<b>\$ 203,481</b>	<b>19.36%</b>

Target year-to-date percentage 33.33%

## Hospitality Fund Revenues



## Hospitality Fund Expenditures

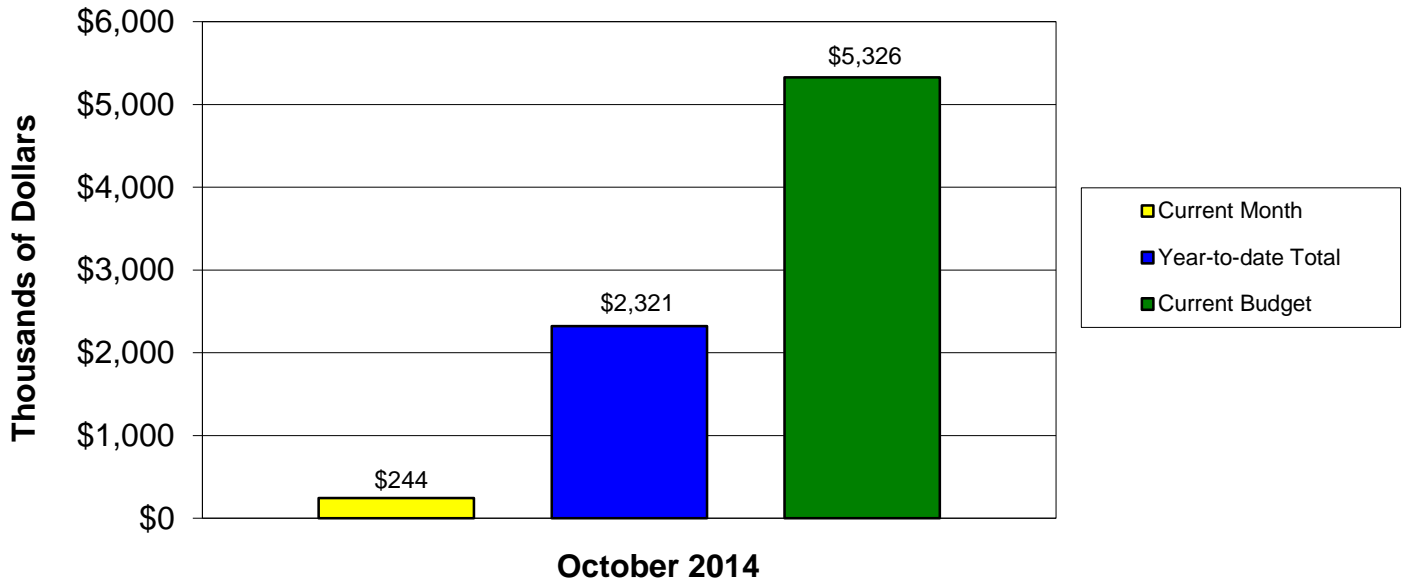


**City of Florence, SC**  
**Water & Sewer Construction Schedule of Revenues and Expenses**  
**For the Month Ended October 31, 2014**

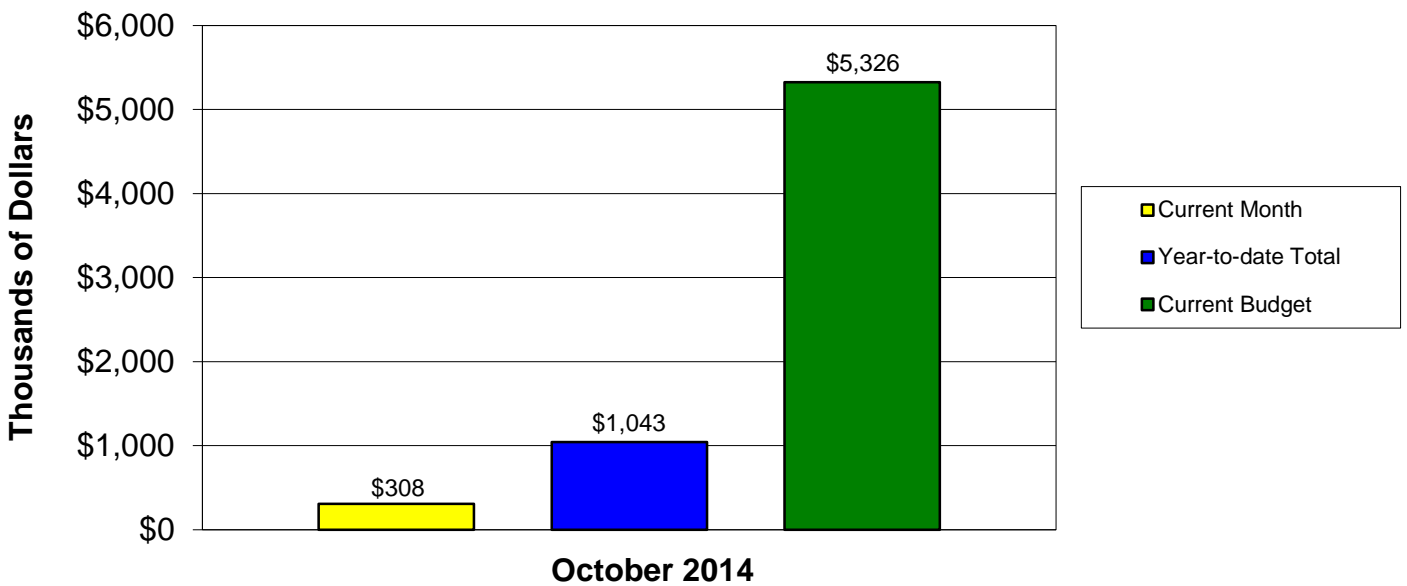
	<b>Current Budget</b>	<b>Year-to-date Total</b>	<b>Current Month</b>	<b>Percent of Budget</b>
<b>Revenues:</b>				
From Unappropriated Reserves	\$ 1,500,000	\$ 1,500,000	\$ -	100.00%
Transfer From Water and Sewer Fund	2,300,000	766,400	191,700	33.32
Utility Relocation Reimb for Hwy Projects	1,359,000	-	-	0.00
Florence County Infrastructure Reimb.	142,000	51,843	51,843	36.51
Investment Earnings	25,000	2,422	676	9.69%
<b>Total Revenues</b>	<b>\$ 5,326,000</b>	<b>\$ 2,320,665</b>	<b>\$ 244,219</b>	<b>43.57%</b>

	<b>Current Budget</b>	<b>Year-to-date Total</b>	<b>Current Month</b>	<b>Percent of Budget</b>
<b>Expenses:</b>				
Savannah Grove Area Sewer	\$ 25,000	\$ 20	\$ -	8.00%
TV Rd Widening - Utility Relocation	1,150,000	195,838	183,469	17.03
Country Creek Sewer Extension	10,000	-	-	0.00
N. Ebenezer Water Line Reloc.	120,000	-	-	0.00
Woody Jones/Radio Dr W/S Improvement	-	45,449	45,449	0.00
Surface Wtr Plant Intank Pump Repairs	200,000	10,071	-	5.04
Oakdale Area Water Pressure Improvement	250,000	950	-	0.38
Hwy 76 Widening Utilities Relocation	152,000	327,436	77,799	215.42
Revise Land Subdivision Codes (UDO)	5,000	-	-	0.00
Elevated Water Tank Inspection/Maint	300,000	-	-	0.00
Jeffries Creek Beaver Management	7,000	-	-	0.00
Dwnt Utility Relocation	200,000	62,130	-	31.07
Water Line Ext. Requests - Florence County	100,000	-	-	0.00
Sumter St Water Line	75,000	83,838	-	111.78
Olanta Hwy Water	-	12,288	-	0.00
SCDOT Road Widening - Pamplico Hwy	912,000	18,562	-	2.04
Gulley Branch Water Plant Rehab	-	272,757	-	0.00
E. Palmetto Street Water Tie-in	350,000	-	-	0.00
S Cashua Utility Relocation	75,000	9,438	-	12.58
WWMF Access Road	435,000	-	-	0.00
Pee Dee Commerce Park Water/Sewer	245,000	-	-	0.00
Utility Line Engineering/Legal	150,000	4,325	925	2.88
Reserve For Other Projects	565,000	-	-	0.00
<b>Total Expenses</b>	<b>\$ 5,326,000</b>	<b>\$ 1,043,101</b>	<b>\$ 307,642</b>	<b>19.59%</b>

## Water & Sewer Utility Construction Revenues



## Water & Sewer Utility Construction Expenses

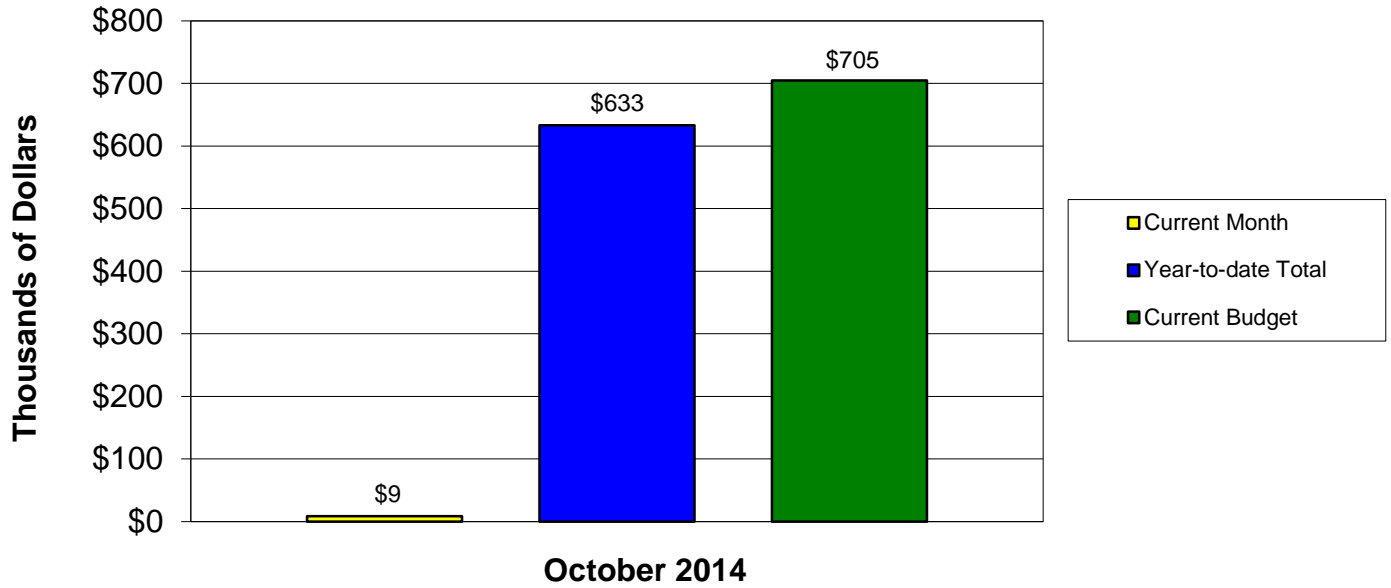


**City of Florence, SC**  
**Stormwater Construction Schedule of Revenues and Expenses**  
**For the Month Ended October 31, 2014**

	<b>Current Budget</b>	<b>Year-to-date Total</b>	<b>Current Month</b>	<b>Percent of Budget</b>
<b>Revenues:</b>				
From Unappropriated Reserves	\$ 600,000	\$ 600,000	\$ -	100.00%
Transfer from Stormwater Fund	100,000	32,800	8,400	32.80
Investment Earnings	5,000	409	113	8.18
<b>Total Revenues</b>	<b>\$ 705,000</b>	<b>\$ 633,209</b>	<b>\$ 8,513</b>	<b>89.82%</b>

	<b>Current Budget</b>	<b>Year-to-date Total</b>	<b>Current Month</b>	<b>Percent of Budget</b>
<b>Expenses:</b>				
Division Pipe Projects	\$ 10,000	\$ -	\$ -	0.00%
End-of-Pipe Water Quality Enhancement	5,000	-	-	0.00
Double-Barrell Pipe Repair	10,000	-	-	0.00
Timrod Park Pipe Outfall Improvement	65,000	-	-	0.00
NPDES Phase II Compliance	50,000	-	-	0.00
Malden-Damon Strom Drainage Imp	100,000	-	-	0.00
Stormwater Engineering	440,000	-	-	0.00
Reserved For Other Projects	25,000	-	-	0.00
<b>Total Expenses</b>	<b>\$ 705,000</b>	<b>\$ -</b>	<b>\$ -</b>	<b>0.00%</b>

## Stormwater Utility Construction Revenues



## Stormwater Utility Construction Expenses

